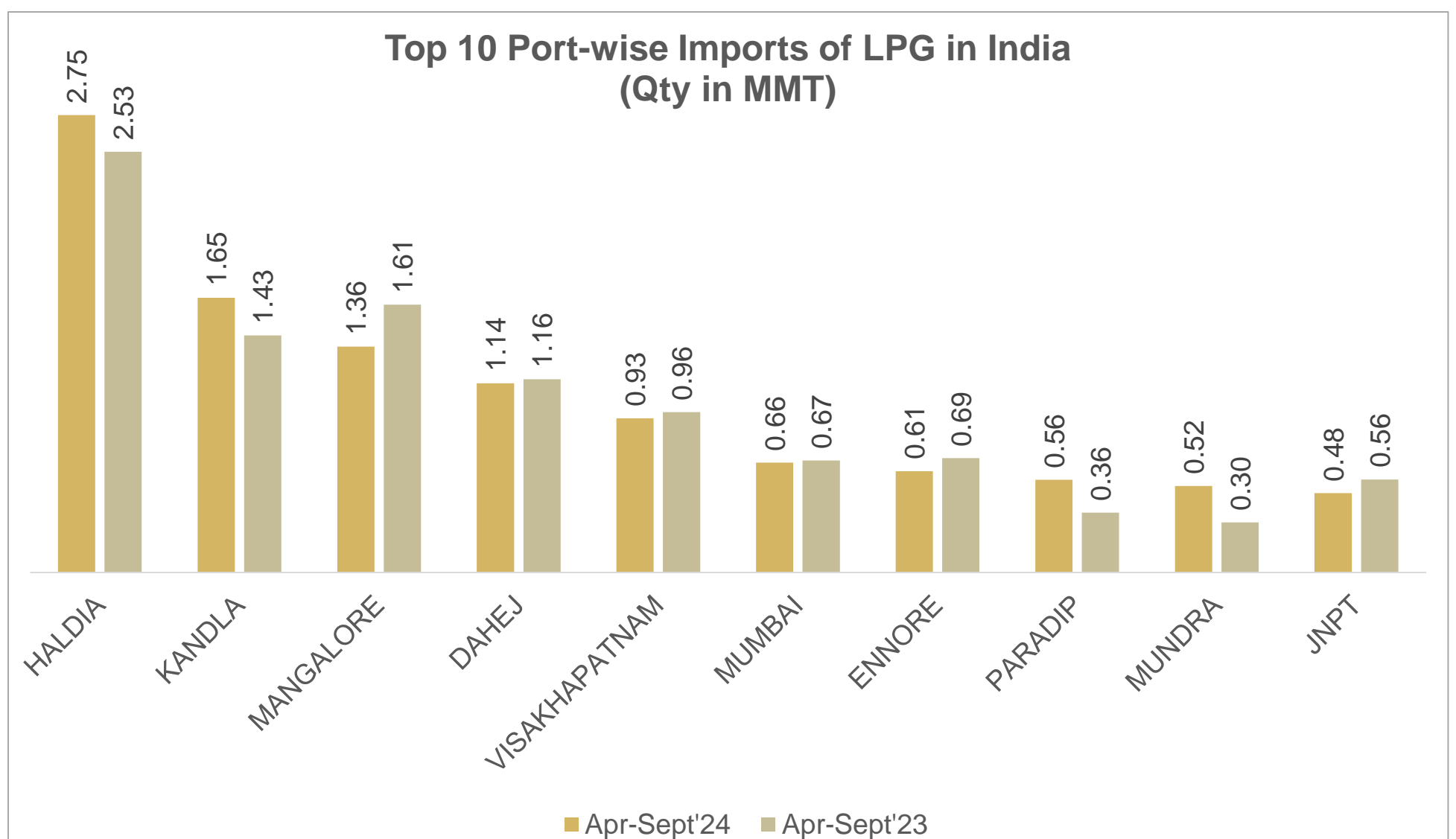


**LIQUID
GASES
UPDATE
OCTOBER
2024**



PORT ANALYSIS LPG

- India's Apr-Sept'24 LPG imports were around 12.22 MMT, showing an increase since Apr-Sept'23 which stood at 11.44 MMT.
- Haldia port saw highest traffic of LPG imports at 2.75 MMT with Kandla port being the second highest at 1.65 MMT in the period of Apr-Sept'24.
- Total Consumption of LPG for the duration of Apr-Sept'24 was 12.41 MMT.



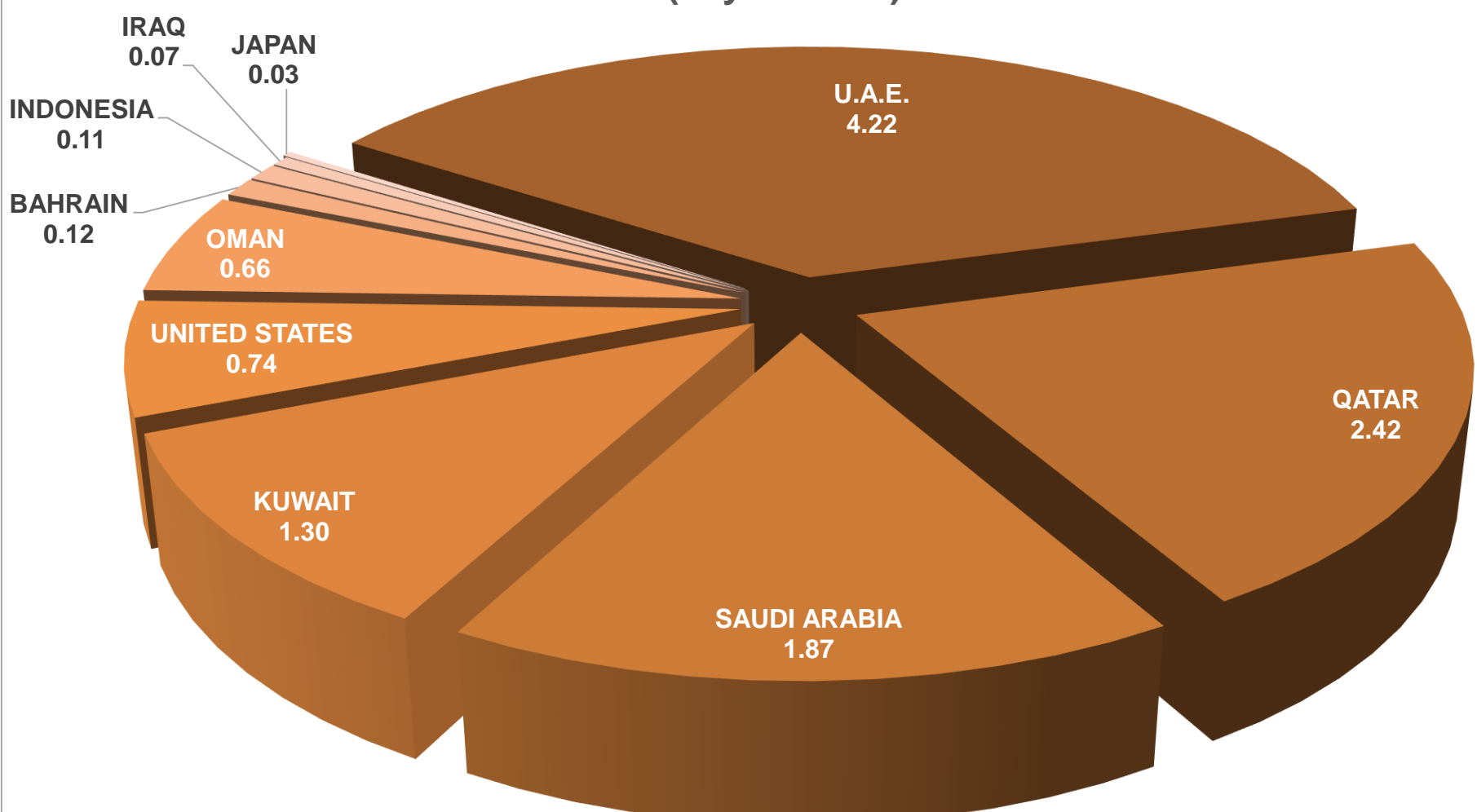
Major Importers of LPG

- Indian Oil Corp. Ltd. imported the highest amount of LPG at 4.06 MMT in the period of Apr-Sept'24.

Top 10 Importers of LPG	Qty In MMT
INDIAN OIL CORP. LTD.	4.06
HINDUSTAN PETROLEUM CORP. LTD.	2.80
BHARAT PETROLEUM CORP. LTD.	2.38
RELIANCE INDUS. LTD.	0.58
INDIAN FARMERS FERTILIZERS CO OP LTD.	0.44
COROMANDEL INTL. LTD.	0.21
PARADIP PHOSPHATES LTD.	0.20
GUJARAT STATE PETROLEUM CORP.	0.14
CHEMPLAST CUDDALORE VINYL LTD.	0.14
ADANI ENTERPRISES LTD.	0.13
GRAND TOTAL	12.22

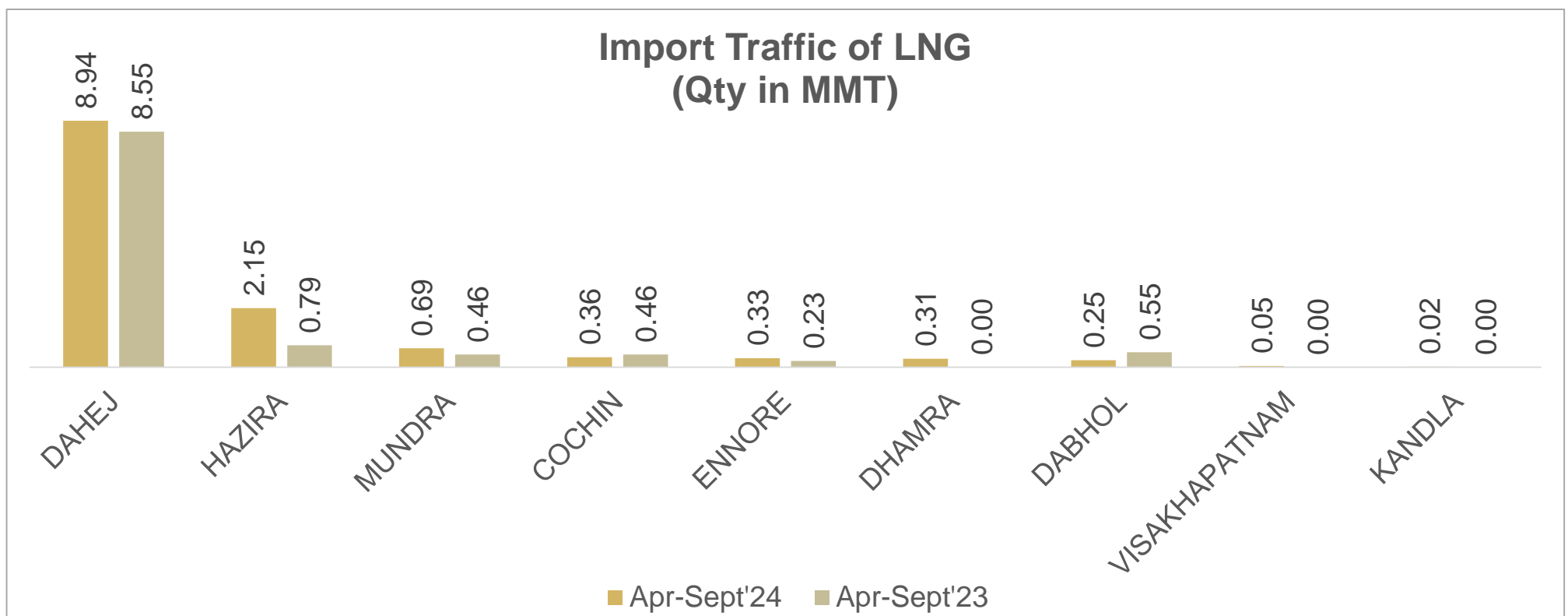
- The highest imports of LPG in Apr-Sept'24 came from U.A.E at 4.22 MMT

Top 10 Country-wise imports of LPG (Apr-Sept'24)
(Qty in MMT)



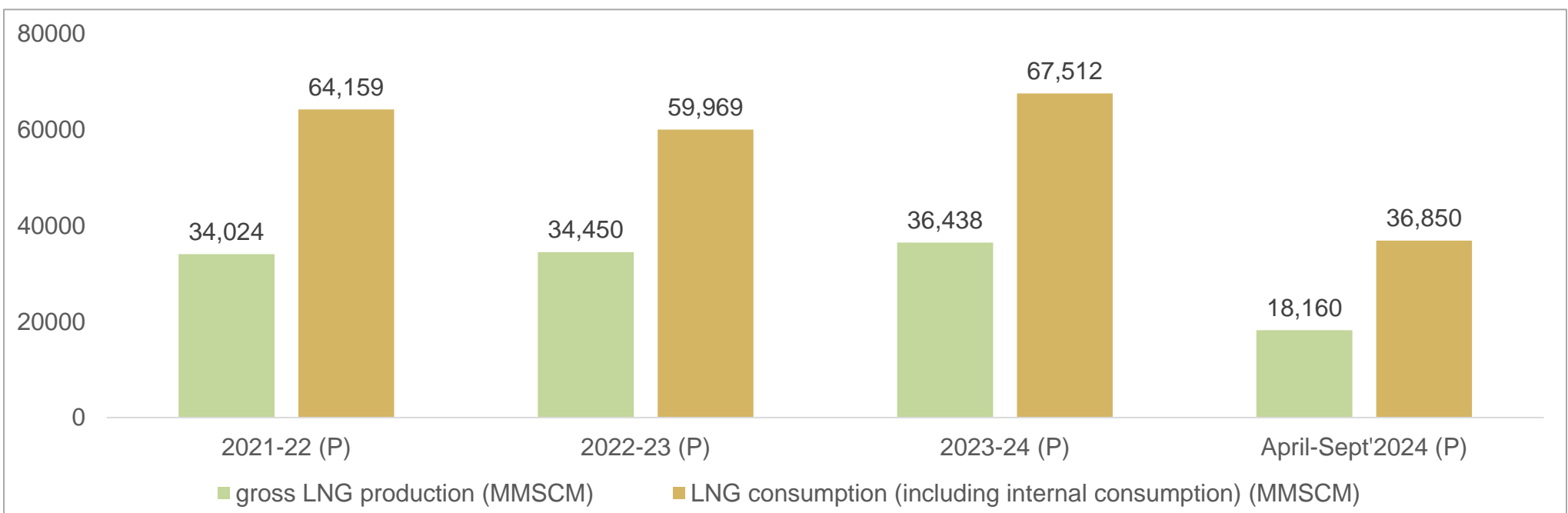
PORT ANALYSIS LNG

- India's Apr-Sept'24 LNG imports were around 13.09 MMT.
- Dahej port saw highest traffic of LNG imports at 8.94 MMT with Hazira port being the second highest at 2.15 MMT in Apr-Sept'24.



Existing LNG Terminals			
Location	Promoters	Capacity as on 01.10.2024	% Capacity utilization (April-August'24)
Dahej	Petronet LNG Ltd (PLL)	17.5 MMTPA	104.5
Hazira	Shell Energy India Pvt. Ltd	5.2 MMTPA	52.4
Dabhol	Konkan LNG Limited	5 MMTPA	34.0
Kochi	Petronet LNG Ltd (PLL)	5 MMTPA	23.0
Ennore	Indian Oil LNG Pvt Ltd	5 MMTPA	23.9
Mundra	GSPC LNG Limited	5 MMTPA	28.8
Dhamra	Adani Total Private Limited	5 MMTPA	48.2
Total Capacity		47.7 MMTPA	

Source: PPAC



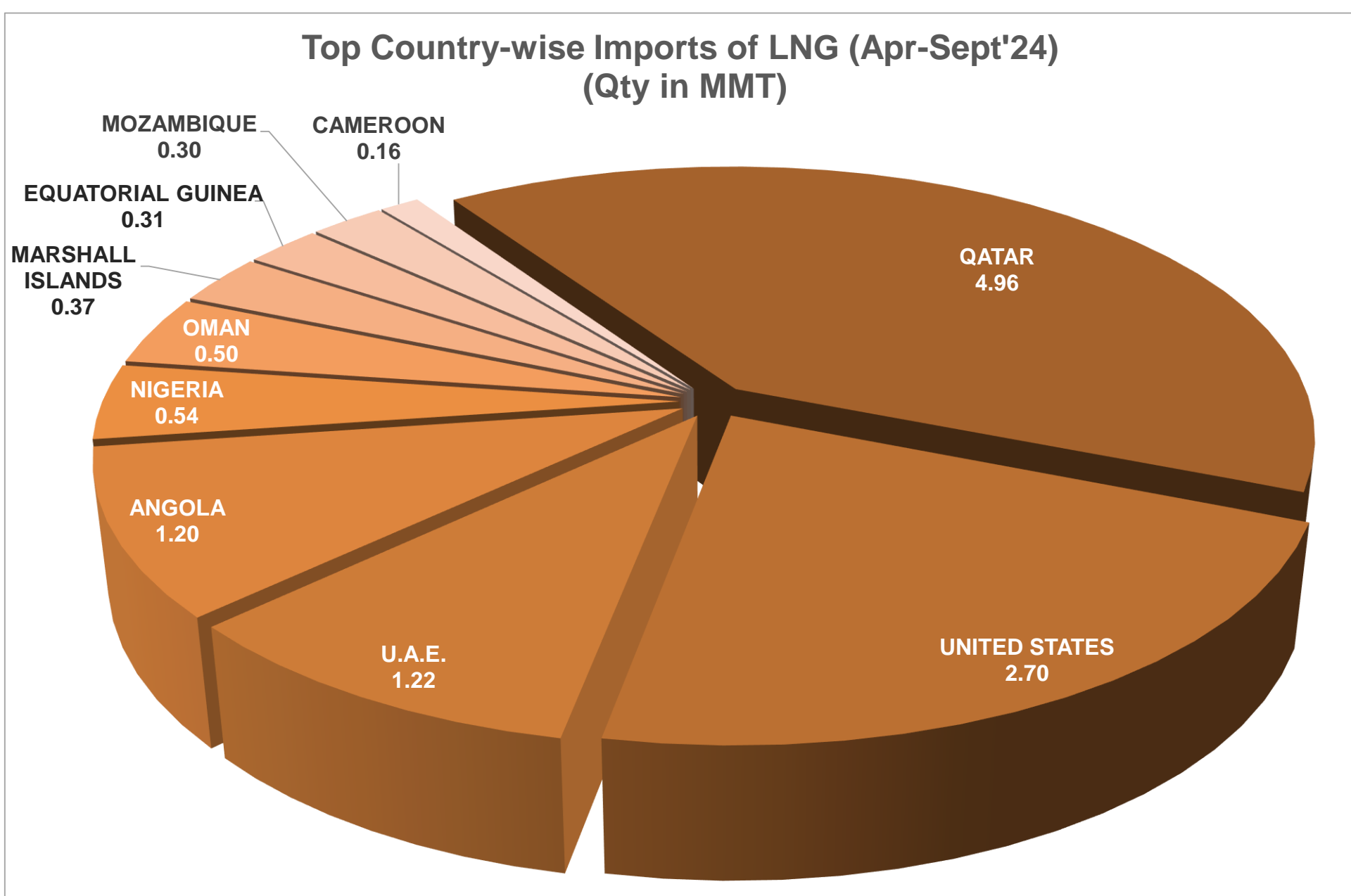
Source: PPAC

Major Importers of LNG

- Gail India Ltd. imported the highest amount of LNG at 4.54 MMT in Apr-Sept'24.

Top Importers Of LNG	Qty in MMT
GAIL INDIA LTD.	4.54
PETRONET LNG LTD.	4.27
GUJARAT STATE PETROLEUM CORP.	1.28
INDIAN OIL CORP. LTD.	1.27
TORRENT POWER LTD.	0.58
ATPL	0.32
SHELL INDIA PVT. LTD.	0.30
GUJARAT PETROLEUM CORP. LTD.	0.16
BHARAT PETROLEUM CORP. LTD.	0.12
I PROEC ENERGY LTD.	0.06
GRAND TOTAL	13.09

- The highest imports of LNG came from QATAR at 4.96 MMT in Apr-Sept'24.



OTHER REPORTS FOR OCTOBER 2024

- J. M. BAXI Monthly Agri Products Update
- J. M. BAXI Monthly Automotive Logistics Update
- J. M. BAXI Monthly Cement Update
- J. M. BAXI Monthly Chemical Update
- J. M. BAXI Monthly Coal Update
- J. M. BAXI Monthly Container Update
- J. M. BAXI Monthly Cruise Shipping Update
- J. M. BAXI Monthly Veg Oil Update
- J. M. BAXI Monthly Fertilizer Update
- J. M. BAXI Monthly LNG & LPG Update
- J. M. BAXI Monthly Mineral and Metal Update
- J. M. BAXI Monthly Oil and Petroleum Update
- J. M. BAXI Monthly Port Update
- J. M. BAXI Monthly Project Cargo Update
- J. M. BAXI Monthly Seafarers Insights Update
- J. M. BAXI Monthly Steel Update

Research Cell,

J. M. BAXI,

Godrej Coliseum, Office No. 801, 8th floor, "C" wing,
Behind Everard Nagar, Off. Somaiya Road, Sion.
Mumbai - 400022 INDIA.

Contact Details,

Telephone: 022 61077100 Ext 161/145,

Mobile: 091-7506004224 / 7045659111,

Mail: shwetalk@jmbaxi.com

Website: www.jmbaxico.com